

316062-1 ✓ ACTIVE



Power Double Lock

TE Internal #: 316062-1

Rectangular Connector Locking, Double Lock Plate, 3 Position, .255 in [6.5 mm] Centerline, UL 94V-0, -22 – 221 °F [-30 – 105 °C], Power Double Lock

[View on TE.com >](#)

Connectors > Rectangular Connectors > Rectangular Connector Accessories > Locking > Power Double Lock TPA



Connector & Contact Retention Accessory Type: **Double Lock Plate**

Number of Positions: **3**

Centerline (Pitch): **6.5 mm [.255 in]**

Sealable: **No**

UL Flammability Rating: **UL 94V-0**

[All Power Double Lock TPA \(6\)](#)

Features

Product Type Features

Product Type	Accessory
Glow Wire Rating	Standard Part - Not Glow Wire
Connector & Contact Retention Accessory Type	Double Lock Plate
Sealable	No

Configuration Features

Number of Positions	3
---------------------	---

Housing Features

Housing Material	Glass-Filled Nylon 66
Centerline (Pitch)	6.5 mm[.255 in]

Usage Conditions

Operating Temperature Range	-30 – 105 °C[-22 – 221 °F]
-----------------------------	----------------------------

Operation/Application



For Use With	"Applicable Product: *-179862-*,179938-*", Plug Housing
--------------	--

Industry Standards

UL Flammability Rating	UL 94V-0
------------------------	----------

Packaging Features

Packaging Method	Bag/Box
Packaging Quantity	300

Other

Comment	Quantity required based on connector being used.
---------	---

Product Compliance

[For compliance documentation, visit the product page on TE.com>](#)

EU RoHS Directive 2011/65/EU	Compliant
EU ELV Directive 2000/53/EC	Compliant
China RoHS 2 Directive MIIT Order No 32, 2016	No Restricted Materials Above Threshold
EU REACH Regulation (EC) No. 1907/2006	Current ECHA Candidate List: JUNE 2022 (224) Candidate List Declared Against: JUNE 2022 (224) Does not contain REACH SVHC
Halogen Content	Not Low Halogen - contains Br or Cl > 900 ppm.
Solder Process Capability	Not applicable for solder process capability

Product Compliance Disclaimer

This information is provided based on reasonable inquiry of our suppliers and represents our current actual knowledge based on the information they provided. This information is subject to change. The part numbers that TE has identified as EU RoHS compliant have a maximum concentration of 0.1% by weight in homogenous materials for lead, hexavalent chromium, mercury, PBB, PBDE, DBP, BBP, DEHP, DIBP, and 0.01% for cadmium, or qualify for an exemption to these limits as defined in the Annexes of Directive 2011/65/EU (RoHS2). Finished electrical and electronic equipment products will be CE marked as required by Directive 2011/65/EU. Components may not be CE marked. Additionally, the part numbers that TE has identified as EU ELV compliant have a maximum concentration of 0.1% by weight in homogenous materials for lead, hexavalent chromium, and mercury, and 0.01% for cadmium, or qualify for an exemption to these limits as defined in the Annexes of Directive 2000/53/EC (ELV). Regarding the REACH Regulation, the information TE provides on SVHC in articles for this part number is based on the latest European Chemicals Agency (ECHA) 'Guidance on requirements for substances in articles' posted at this URL: <https://echa.europa.eu/guidance-documents/guidance-on-reach>

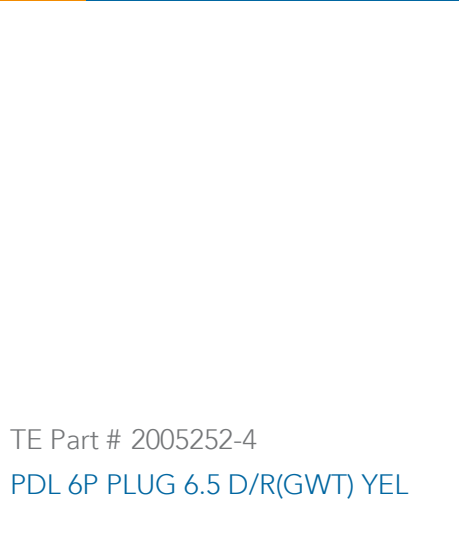
Compatible Parts





TE Part # 2-179862-1
AMP POWER D/LOCK PLUG HSG 6P



TE Part # 368570-9
PDL 3P PLUG 6.5(GWT) BLK



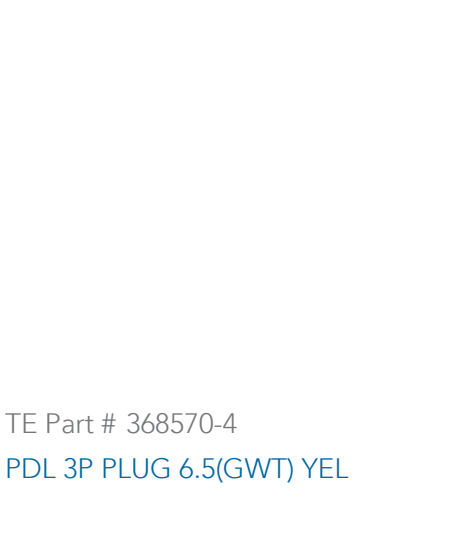
TE Part # 2005252-4
PDL 6P PLUG 6.5 D/R(GWT) YEL



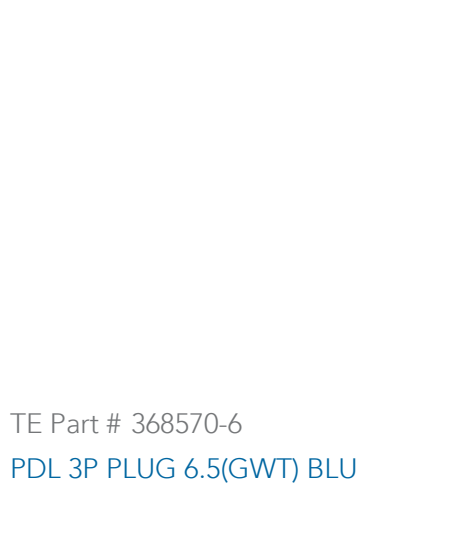
TE Part # 2005252-6
PDL 6P PLUG 6.5 D/R(GWT) BLU



TE Part # 368570-2
PDL 3P PLUG 6.5(GWT) RED




TE Part # 368570-4
PDL 3P PLUG 6.5(GWT) YEL




TE Part # 368570-6
PDL 3P PLUG 6.5(GWT) BLU


Also in the Series | **Power Double Lock**




Connector Contacts(1)



Insertion & Extraction Tools(2)



Power Contacts(23)



Rectangular Connector Locking(14)



Rectangular Power Connectors(284)

Documents

Product Drawings

POWER DBL LOCK PLATE 3P /6.5MM

English

CAD Files

Customer View Model

ENG_CVM_CVM_316062-1_C.2d_dxf.zip

English



3D PDF

3D

Customer View Model

[ENG_CVM_CVM_316062-1_C.3d_igs.zip](#)

English

Customer View Model

[ENG_CVM_CVM_316062-1_C.3d_stp.zip](#)

English

By downloading the CAD file I accept and agree to the [Terms and Conditions](#) of use.

Datasheets & Catalog Pages

[SOFT_SHELL_PIN_AND_SOCKET_CONNECTORS_CATALOG](#)

English

[1773458-5_POWER_DBL_LOCK_\(PDL\)_CONNECTORS](#)

English

Product Specifications

[Engineering Report](#)

English

Product Environmental Compliance

[TE Material Declaration](#)

English

Instruction Sheets

[Instruction Sheet \(non U.S.\)](#)

English

[AMP POWER DOUBLELOCK CONNECTOR SERIES](#)

English